



BROTHER DOCUMENT IMAGING SOLUTIONS FOR BUSINESS

BROTHER
WO  KHORSE
SERIES

The Brother Workhorse Series includes a wide portfolio of printers that range from robust, high-volume printers for enterprise and mid to large-sized workgroups, to compact printers that are ideal for small offices and corporate work from home.

COLOR LASER PRINTERS

Enterprise / Mid to Large-sized Workgroups



HL-L9430CDN

Up to **42ppm**¹
3.5" touchscreen display
2,700 sheets max. paper capacity²



HL-L9470CDN



HL-EX470w



PRINTER SHOWN WITH OPTIONAL TOWER TRAY, CONNECTOR, AND STAPLER FINISHER

Optional paper trays can be added:

- › Tower tray (4 x 520-sheet)²
- › 500-sheet capacity (up to 2)²
- › 250-sheet capacity (up to 3)²

KEY FEATURES

- › 520-sheet capacity paper tray²
- › Gigabit Ethernet networking
- › Includes 9,000-page black / 6,500-page color toner cartridges³
- › Replacement 15,000-page black / 12,000-page color toner cartridges (TN815 series)³
- › Recommended monthly print volume up to 12,000 pages⁴

All the features of the HL-L9430CDN, plus:

- › High-speed duplex printing (up to 42ppm simplex and duplex)
- › Dual-band wireless networking
- › Recommended monthly print volume up to 15,000 pages⁴

All the features of the HL-L9470CDN, plus:

- › Includes 15,000-page black / 12,000-page color replacement toner cartridges³
- › TNE80 series replacement toner cartridges



COLOR LASER ALL-IN-ONES

Enterprise / Mid to Large-sized Workgroups



MFC-L9630cDN

Up to **42ppm**¹
7" touchscreen display
100 page capacity ADF²
2,700 sheets max. paper capacity²



MFC-L9670cDN



MFC-EX670w

Optional paper trays can be added:

- › Tower tray (4 x 520-sheet)²
- › 500-sheet capacity (up to 2)²
- › 250-sheet capacity (up to 3)²



ALL-IN-ONE SHOWN WITH OPTIONAL TOWER TRAY AND CONNECTOR

KEY FEATURES

- › 520-sheet capacity paper tray²
- › Scan speeds up to 52ipm simplex / 104ipm duplex³
- › Gigabit Ethernet networking
- › Includes 9,000-page black / 6,500-page color toner cartridges³
- › Replacement 15,000-page black / 12,000-page color toner cartridges (TN815 series)³
- › Recommended monthly print volume up to 12,000 pages⁴

All the features of the MFC-L9630cDN, plus:

- › High-speed duplex printing (up to 42ppm simplex and duplex)
- › Dual-band wireless networking
- › Recommended monthly print volume up to 15,000 pages⁴

All the features of the MFC-L9670cDN, plus:

- › Includes 15,000-page black / 12,000-page color replacement toner cartridges³
- › TNE80 series replacement toner cartridges



Brother Enterprise Color Laser Printers and All-in-Ones have passed the strict security testing protocol of Keypoint Intelligence and earned the Buyers Lab (BLI) Security Validation Testing seal for device penetration. This ensures further protection against vulnerabilities in areas such as device firmware, print protocols, connectivity avenues, and more.

REPLACEMENT SUPPLIES & OPTIONAL ACCESSORIES

- **TN810BK** Standard Yield Black Toner Cartridge (9,000 pages)³
- **TN810C/M/Y** Series Standard Yield Color Toner Cartridges (6,500 pages each)³
- **TN810XLBK** High-yield Black Toner Cartridge (12,000 pages)³
- **TN810XLC/M/Y** Series High-yield Color Toner Cartridges (9,000 pages each)³
- **TN815BK** Super High-yield Black Toner Cartridge (15,000 pages)³
- **TN815C/M/Y** Series Super High-yield Color Toner Cartridges (12,000 pages each)³
- **TNE80BK** Super High-yield Black Toner Cartridge (15,000 pages)³
- **TNE80C/M/Y** Series Super High-yield Color Toner Cartridges (12,000 pages each)³
- **DR810CL** Drum Unit (100,000 pages)⁶
- **LT-330CL** Optional 250-Sheet Capacity Paper Tray²
- **LT-340CL** Optional 500-Sheet Capacity Paper Tray²
- **TT-4000** Optional Tower Tray with Stabilizer (520-sheet capacity x 4 trays)²
- **TC-4100** Optional Tower Tray Connector (required for TT-4000)
- **SF-4000** Optional Stapler Finisher (HL-L9430cDN, HL-L9470cDN, and HL-EX470w only)
- **SR-100** Replacement Staple Cartridge (10,000 staples)
- **MX-4000** Optional 4-Bin Mailbox / Sorter / Stacker (HL-L9430cDN, HL-L9470cDN, and HL-EX470w only)
- **CB-1010** Optional 15.7" Printer Cabinet / Stand
- **CH-1000** Optional Card Reader Holder
- **NC-9000W** Optional Dual Band Wireless Module (HL-L9430cDN and MFC-L9630cDN only)

COLOR LASER PRINTERS AND ALL-IN-ONES

Small to Medium-sized Businesses / Small to Mid-sized Workgroups



HL-L9310cdw

Up to **33ppm**¹
2.7" touchscreen display
2,380 sheets max. paper capacity²

KEY FEATURES

- › Gigabit Ethernet and wireless networking
- › 250-sheet capacity paper tray²
- › Includes 6,500-page toner cartridges³
- › Replacement 9,000-page toner cartridges (TN439 series)³
- › Recommended monthly print volume up to 6,000 pages⁴



HL-L9310cdw
 PLUS TOWER TRAY WITH CONNECTOR OPTIONS

Optional paper trays can be added:

- › Tower tray (4 x 520-sheet)²
- › 500-sheet capacity (up to 2)²
- › 250-sheet capacity (up to 3)²



MFC-L9570cdw

KEY FEATURES

All the features of the HL-L9310cdw, plus:

- › Scan speeds up to 52ipm simplex / 104ipm duplex⁵
- › 80-page capacity ADF²
- › 7" touchscreen display



MFC-L9570cdw
 PLUS TOWER TRAY WITH CONNECTOR OPTIONS



REPLACEMENT SUPPLIES & OPTIONAL ACCESSORIES

- **TN436** Series Super High-yield Toner Cartridges (6,500 pages each)³
- **TN439** Series Ultra High-yield Toner Cartridges (9,000 pages each)³
- **DR433CL** Drum Unit (50,000 pages)⁷
- **LT-330CL** Optional 250-Sheet Capacity Lower Paper Tray²
- **LT-340CL** Optional 500-Sheet Capacity Lower Paper Tray²
- **TT-4000** Optional Tower Tray with Stabilizer (520-sheet capacity x 4 trays)²
- **TC-4100** Optional Tower Tray Connector (required for TT-4000)
- **CB-1010** Optional 15.7" Printer Cabinet / Stand
- **CH-1000** Optional Card Reader Holder

MONOCHROME LASER PRINTERS

Small to Medium-sized Businesses /
 Small to Mid-sized Workgroups

Up to **48ppm**¹
1,610 sheets max.
 paper capacity²



HL-L6250dw

Optional paper trays can be added:

- › 520-sheet capacity (up to 2)²
- › 250-sheet capacity (up to 3)²

KEY FEATURES

- › Gigabit Ethernet and wireless networking
- › 520-sheet capacity paper tray²
- › Includes 12,000-page toner cartridge⁸
- › Recommended monthly print volume up to 5,000 pages⁴

Enterprise / Mid to Large-sized Workgroups

Up to **52ppm**¹

1.8" touchscreen display

2,650 sheets max.
 paper capacity²



HL-L6400dw

KEY FEATURES

All the features of the HL-L6250dw, plus:

- › 20,000-page replacement toner cartridge⁸
- › Optional Tower Tray with Stabilizer, Stapler Finisher, or Mailbox / Sorter / Stacker
- › Recommended monthly print volume up to 10,000 pages⁴

HL-L6400dwx includes 20,000-page toner cartridge⁸



HL-L6400dwx
 PLUS TOWER TRAY AND STAPLER FINISHER OPTIONS



HL-L6400dwt

KEY FEATURES

All the features of the HL-L6400dw, plus:

- › Second 520-sheet capacity paper tray²

MONOCHROME LASER ALL-IN-ONES

Small to Medium-sized Businesses / Small to Mid-sized Workgroups



Up to **48ppm**¹
70 page capacity ADF²
4.85" touchscreen display
1,610 sheets max. paper capacity²



MFC-L6750dw

Optional paper trays can be added:

- › 520-sheet capacity (up to 2)²
- › 250-sheet capacity (up to 2)²

KEY FEATURES

- › Gigabit Ethernet and wireless networking
- › 520-sheet capacity paper tray²
- › Scan speeds up to 28ipm simplex (mono) / 50ipm duplex (mono)⁵
- › Includes 12,000-page toner cartridge⁸
- › Recommended monthly print volume up to 5,000 pages⁴

Enterprise / Mid to Large-sized Workgroups



MFC-L6900dwx

Up to **52ppm**¹
80 page capacity ADF²
2,650 sheets max. paper capacity²

MFC-L6900dwx includes 20,000-page toner cartridge⁸

KEY FEATURES

All the features of the MFC-L6750dw, plus:

- › Scan speeds up to 50ipm simplex (mono) / 100ipm duplex (mono)⁵
- › 20,000-page replacement toner cartridge⁸
- › Optional Tower Tray with stabilizer
- › Recommended monthly print volume up to 10,000 pages⁴



MFC-L6900dwx PLUS TOWER TRAY OPTION

REPLACEMENT SUPPLIES & OPTIONAL ACCESSORIES

- **TN820** Standard Yield Toner Cartridge (3,000 pages)⁸
- **TN850** High-yield Toner Cartridge (8,000 pages)⁸
- **TN880** Super High-yield Toner Cartridge (12,000 pages)⁸
- **TN890** Ultra High-yield Toner Cartridge (20,000 pages)⁸
- **DR890** Drum Unit (50,000 pages)⁷
- **LT-5505** Optional 250-Sheet Capacity Paper Tray²
- **LT-6505** Optional 520-Sheet Capacity Paper Tray²
- **SF-4000** Optional Stapler Finisher (HL-L6400dw, HL-L6400dwx, and HL-L6400dwt only)
- **SR-100** Replacement Staple Cartridge (10,000 staples)
- **MX-4000** Optional 4-Bin Mailbox / Sorter / Stacker (HL-L6400dw, HL-L6400dwx, and HL-L6400dwt only)
- **TT-4000** Optional Tower Tray with Stabilizer (520-sheet capacity x 4 trays)² (HL-L6400dw, HL-L6400dwx, MFC-L6900dw, and MFC-L6900dwx only)
- **CB-2000** Optional 15.7" Printer Cabinet / Stand
- **CH-1000** Optional Card Reader Holder (not compatible with HL-L6250dw and MFC-L6750dw)

The Brother Workhorse Series now includes models designed to meet the needs of decentralized workforces that are ideal for small office and corporate work from home environments. Brother also now offers a business inkjet all-in-one to help ensure a comprehensive balanced deployment strategy, while helping to lower costs and improve productivity for businesses.

MONOCHROME LASER PRINTERS AND ALL-IN-ONES

Small Office / Corporate Work from Home



Up to **36ppm**¹



HL-L2379dw




MFC-L2759dw

KEY FEATURES

- ▶ Ethernet and wireless networking
 - ▶ 250-sheet capacity paper tray²
 - ▶ Includes 4,500-page toner cartridge⁸
 - ▶ Compact, space-saving design
 - ▶ Mobile device printing⁹
 - ▶ Recommended monthly print volume up to 2,000 pages⁴
- All the features of the HL-L2379dw, plus:
- ▶ Duplex scan / copy / fax
 - ▶ 50-page capacity ADF²
 - ▶ 2.7" touchscreen display

BUSINESS COLOR INKJET ALL-IN-ONE

Small Office / Corporate Work from Home



MFC-J5955dw

Up to **30ppm**¹⁰
 Up to **11"x17"** printing
3.5" touchscreen display

KEY FEATURES

- ▶ Ethernet and dual band wireless networking
- ▶ Dual 250-sheet capacity trays²
- ▶ 50-page capacity ADF²
- ▶ Duplex print, copy, scan, fax
- ▶ Includes high-yield starter ink cartridges¹¹
- ▶ Integrated NFC Card Reader
- ▶ Recommended monthly print volume up to 250 to 3,500 pages⁴



REPLACEMENT SUPPLIES

MONOCHROME LASER

- TN730 Standard Yield Toner Cartridge (1,200 pages)⁸
- TN760 High-yield Toner Cartridge (3,000 pages)⁸
- TN770 Super High-yield Toner Cartridge (4,500 pages)⁸
- DR730 Drum Unit (12,000 pages)¹²

COLOR INKJET

- LC406BK Standard Yield Black Ink Cartridge (3,000 pages)¹³
- LC406C/M/Y Series Standard Yield Color Ink Cartridge (1,500 pages each)¹³
- LC4063PK 3-pack of Standard Yield Cyan, Magenta, and Yellow Ink Cartridges (1,500 pages each)¹³
- LC406XLBK High-yield Black Ink Cartridge (6,000 pages)¹³
- LC406XLC/M/Y Series High-yield Ink Cartridge (5,000 pages each)¹³

VALUE BEYOND THE BOX



Meet the demanding needs of the modern office with Brother hardware, software, and service-based solutions, designed to give you a competitive advantage. Visit brother-usa.com/solutions to learn more.

VALUE SERVICES BROTHER BUSINESS SOLUTIONS

From enhanced collaboration to increased document security, Brother Value Services can help mid to large-sized organizations streamline processes, reduce operational and device running costs, and create efficiencies required for long-term success.

Value Services include

-  **Secure Print Advanced**
Secure print job release solution without the high overhead cost
-  **Custom User Interface**
Modified user interface for business workflows and security policy
-  **Special Solutions Team**
Customized solutions for unique configuration and deployment requirements

-  **Kofax ControlSuite**
Secure, govern, and manage every aspect of information distribution
-  **PaperCut MF**
Monitor and control copying and printing
-  **TrueSign**
Legally recognized electronic signing platform

VALUE PRINT PROGRAM BROTHER BUSINESS SOLUTIONS

The Brother Value Print Program (VPP) provides discounts on Brother Genuine toner, ink, and drums for customers who commit to purchase and install select Brother printers and all-in-ones, along with the requisite Brother Genuine Supplies. Program benefits include:

- Low Cost Per Page (CPP)** — With discounts on Brother Genuine Supplies, the Value Print Program helps to drive CPP to among the lowest in the industry.
- Device Uptime** — Device unification with Brother branded equipment allows for readily available replacement parts. Downtime is virtually eliminated, increasing employee productivity.
- Customer Network Security and Integrity** — With VPP there is no requirement to load third-party software on a network, reducing the need for on-site visits.

SECURITY SERVICES BROTHER BUSINESS SOLUTIONS

To help protect against print security threats and maintain compliance, Brother devices offer **Triple Layer Security**: built-in security features for devices, documents, and networks.

- Device** — Restrict and limit access to the device at the individual, group, and activity level.
- Document** — Protect sensitive documents and data in transit to and from print devices.
- Network** — Protect outside threats using higher level security protocols.

Brother Assessment Services

Brother Assessment Services can help customers optimize their print and imaging environment. From predictive analytics to full, on-site infrastructure optimization assessments, our team of experts help customers develop strategies to increase productivity, lower costs, increase security, and reduce their environmental impact.



Print Cost Predictive Analysis
Snapshot of a print environment to generate a fleet status and total cost of ownership report



Infrastructure Optimization Assessment
Audit of select business locations, mapping out devices in a floor plan, and recommending a cost-effective solution

Sample Assessment - At-a-glance

FLEET BREAKDOWN

Manu facturers

06

MODELS

47

DEVICES

133

SUPPLY ITEMS

189

Most Common Model (22 units)

DEVICE TYPES

COPIER
VS PRINTER



17
COPIER



116
PRINTER

B&W
VS COLOR



94
B&W



39
COLOR

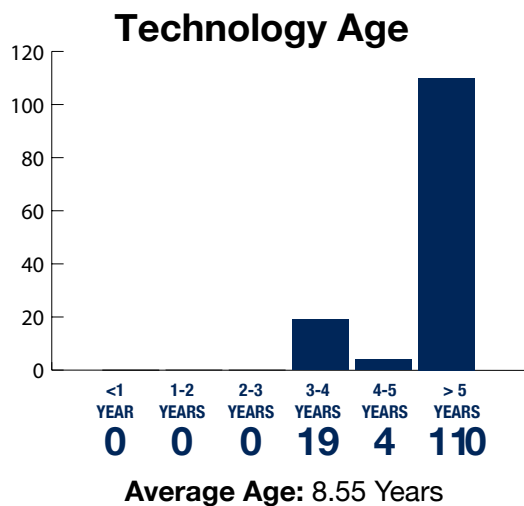
MFD
VS SFD



36
MFD



97
SFD



SECURITY READINESS



78.1
Maximum Score = 100

MONTHLY PRINT VOLUME



B&W
144,113 Pages
(1,084/Device)



Color
24,925 Pages
(639/Device)



1 Based on one-sided printing. Change from default setting required.

2 Maximum capacity based on using 20 lb. paper.

3 Approximate toner cartridge yields in accordance with ISO/IEC 19798 (letter/A4).

4 The recommended range of monthly printed pages to achieve the best possible performance and printer life. Printers are intended to handle occasional usage beyond this range with little or no effect. Consistently printing above the recommended print volume, however, may adversely affect the print quality or life of the machine. It is always best to choose a printer with an appropriate recommended print volume to allow for any anticipated increase in printing needs.

5 Color and monochrome scan speed with all advanced features turned off, Letter at 300dpi.

6 Approximate yield based on 3 pages per job (letter/A4 single-sided pages). The number of pages may be affected by a variety of factors including but not limited to media type and media size.

7 Approximately 50,000 pages based on 3 pages per job and 30,000 pages based on 1 page per job and (letter/ A4 single-sided pages). The number of pages may be affected by a variety of factors including but not limited to media type and media size.

8 Approximate toner cartridge yields in accordance with ISO/IEC 19752 (letter/A4).

9 Requires connection to a wireless network.

10 ISO print speed based on ISO/IEC 24734 (after first set of ISO test pages). For more details,

please visit www.brother-usa.com/printspeed.

11 Actual yield of initial cartridges will be approximately 89% of replacement LC406XL black and 39% of replacement LC406XL Color Series, due to ink system initialization. Approximate page yields stated in accordance with ISO/IEC 24711. For more page yield information, see www.brother.com/pageyield.

12 Drum yield is approximate and may vary by type of use.

13 Approximate page yield stated in accordance with ISO/IEC 24711. For additional page yield information,

see www.brother.com/pageyield.